300GX
Gravity slicer – Affettatrice a gravità



Tab.1 - BASE-TRASMISSION-BLADE/CASSA-TRASMISSIONE-LAMA 2
Exploded diagram – Esploso (Tab.1) 2
Part list – Elenco parti (Tab.1) 3
Tab.2 – MEAT TABLE/PIATTO 4
Exploded diagram – Esploso (Tab.2) 4
Part list – Elenco parti (Tab.2) 5
Tab.3 – THICKNESS ADJUSTING/REGOLAZIONE SPESSORE 7
Exploded diagram – Esploso (Tab.3) 7
Part list – Elenco parti (Tab.3) 8
Tab.4 – SHARPENER/AFFILATOIO 9
Exploded diagram – Esploso (Tab.4) 9
Part list – Elenco parti (Tab.4) 10
Tab.5 – ELECTRICAL COMPONENTS/PARTI ELETTRICHE 11
Exploded diagram – Esploso (Tab.5) 11
Part list – Elenco parti (Tab.5) 12

Tab.1 - BASE-TRASMISSION-BLADE/CASSA-TRASMISSIONE-LAMA

Exploded diagram – Esploso (Tab.1)

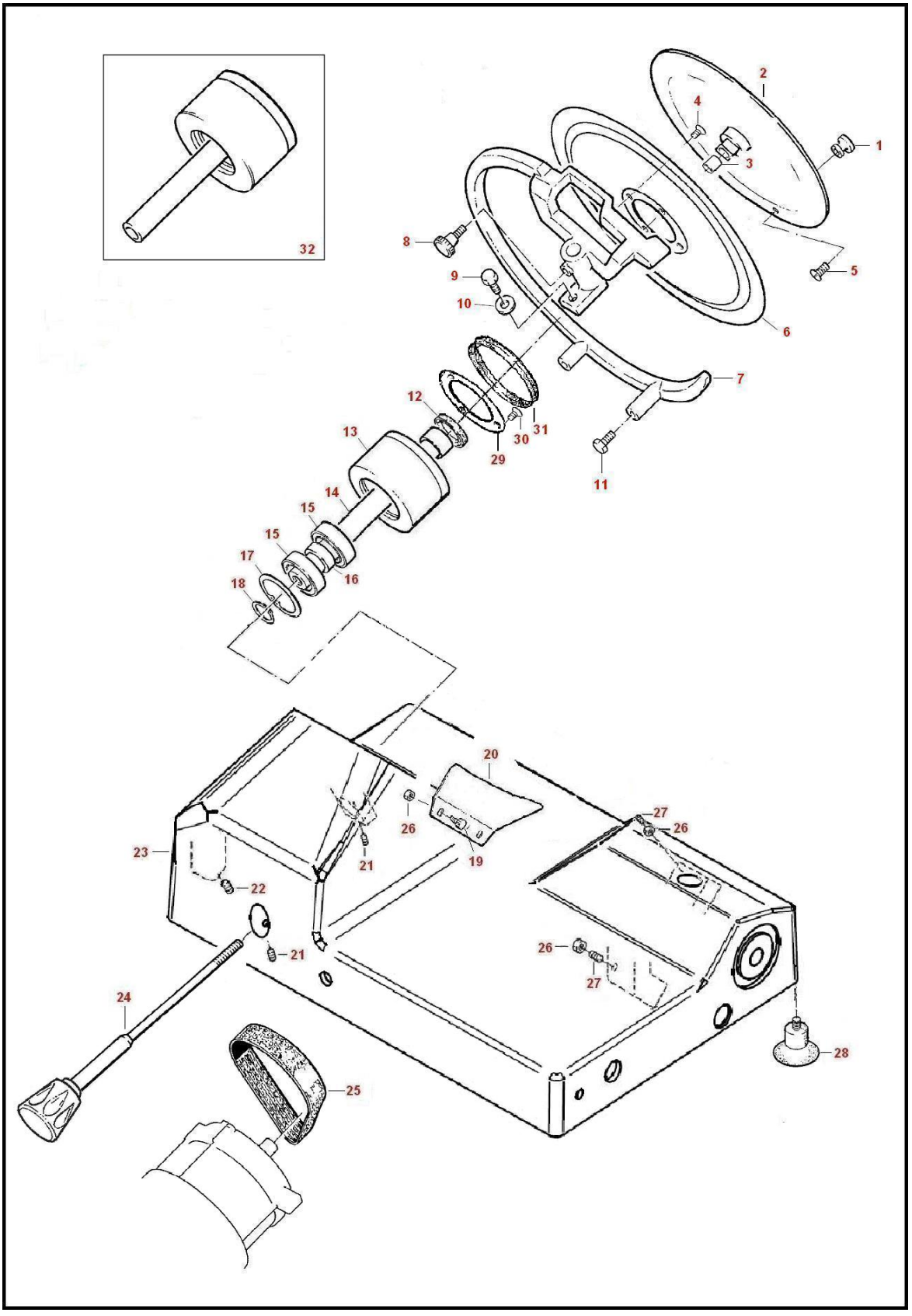

Torna all'indice

Part list – Elenco parti (Tab.1)

Ref.	Code No.	Descrizione	Description	Q.tà
1 -Tab.1	**30500195**	Pulsante paralama	Aluminium cover knob	1
2 -Tab.1	**301A00002**	Disco paralama	Blade cover 300mm.	1
3 -Tab.1	**9001002**	Inserto paralama	Cover insert	1
4 -Tab.1	**6109 5 12**	Vite	Screw	4
5 -Tab.1	**6109 5 10**	Vite	Screw	1
6 -Tab.1	**30100073SK**	Lama D.300mm	Knife 300mm.	1
7 -Tab.1	**301A00257G**	Anello paralama	Blade guard ring	1
8 -Tab.1	**221CE103A**	Manopola affilatoio rossa	Red knob	1
9 -Tab.1	**5739 6 20**	Vite	Screw	1
10 -Tab.1	**22100006**	Rondella alluminio	Alluminium washer	1
11 -Tab.1	**5739 5 10**	Vite	Screw	2
12 -Tab.1	**1001002**	Corteco	Rubber ring	1
13 -Tab.1	**301A00067**	Puleggia	Pulley	1
14 -Tab.1	**35700068**	Perno puleggia	Pulley shaft	1
15 -Tab.1	**3001004**	Cuscinetto 6205 2RS	Bearing 6205 2RS	2
16 -Tab.1	**30100070**	Distanziale	Spacer	1
17 -Tab.1	**743752**	Anello seeger	Circlip	1
18 -Tab.1	**743525**	Anello seeger	Circlip	1
19 -Tab.1	**351A00091**	Vite per parafetta	Screw for deflector	2
20 -Tab.1	**301A00011**	Parafetta	Deflector	1
21 -Tab.1	**5923 8 8**	Grano	Grub screw	2
22 -Tab.1	**5923 6 8**	Grano	Grub screw	1
23 -Tab.1	**301DCE001**	Cassa	Casing	1
24 -Tab.1	**357ACE501A**	Tirante paralama rosso	Red Tie rod assembly	1
25 -Tab.1	**3005004**	Cinghia	Belt	1
26 -Tab.1	**5589 6**	Dado	Nut	4
27 -Tab.1	**5923 6 16**	Grano	Grub screw	2
28 -Tab.1	**30100093**	Piedino	Rubber foot	4
29 -Tab.1	**357ACE160**	Flangia	Flange	1
30 -Tab.1	**6954 2.9 6.5**	Vite	Screw	3
31 -Tab.1	**1001003**	V-ring	V- rubber ring	1
32 -Tab.1	**301ACE502**	Puleggia assemblata	Pulley assembly	

Torna all'indice

Tab.2 – MEAT TABLE/PIATTO

Exploded diagram – Esploso (Tab.2)

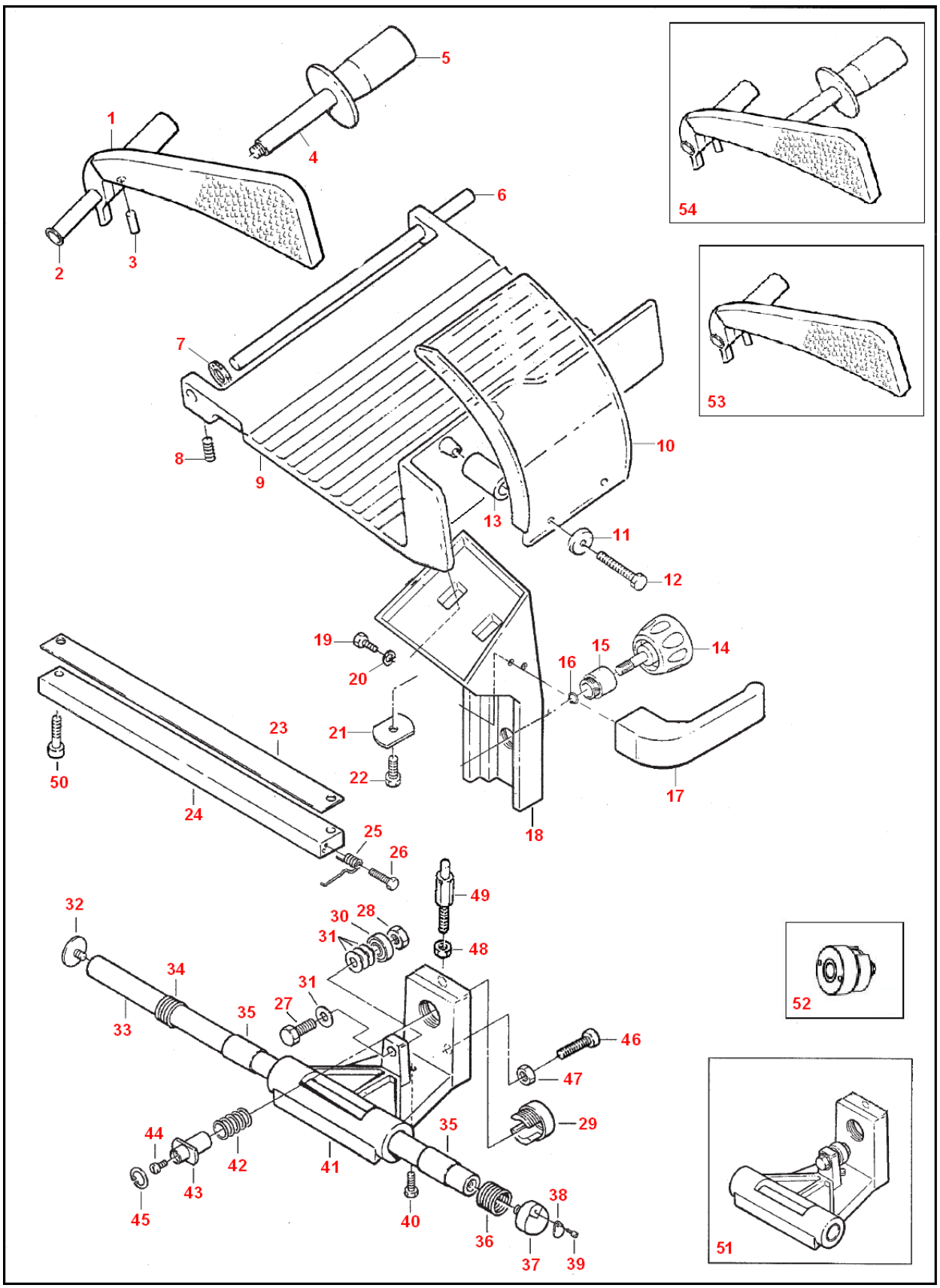

Torna all'indice

Part list – Elenco parti (Tab.2)

Ref.	Code No.	Descrizione	Description	Q.tà
1 -Tab.2	**30100009**	Pressamerce	Meat pusher	1
2 -Tab.2	**30100079**	Bussola	Bushing	1
3 -Tab.2	**25100082**	Nottolino bianco in nylon	Retainer	1
4 -Tab.2	**301CE207**	Distanziale inox	Spacerfor hand-grip	1
5 -Tab.2	**301CE080A**	Manopola pressa merce rossa	Red Pusher handle CE	1
6 -Tab.2	**30100084**	Asta piatto	Rod	1
7 -Tab.2	**30100085A**	Distanziale gomma	Rubber spacer	1
8 -Tab.2	**5923 8 10**	Grano	Grub screw	1
9 -Tab.2	**301ACE008**	Piatto	Meat table 'CE'	1
10 -Tab.2	**301ACE094**	Protezione plexiglass piatto	Plexi guard for plate	1
11 -Tab.2	**6592 6 25/A2**	Rondella inox	Stainless steel washer	2
12 -Tab.2	**301CE134**	Vite bombata taglio cacciavite M6x25 inox	Stainless steel screw	2
13 -Tab.2	**301CE133**	Distanziale rosso	Red Spacer for plexi guard	2
14 -Tab.2	**302CE040A**	Manopola piatto CE rosso	Red Carriage knob 'CE'	1
15 -Tab.2	**302CE290**	Bussola alluminio	Aluminium bushing D.30	1
16 -Tab.2	**7435 10**	Anello seeger	Circlip	1
17 -Tab.2	**30100037**	Maniglia L nera	Black Carriage handle	1
18 -Tab.2	**301BCE007**	Supporto piatto CE	Meat table support 'CE'	1
19 -Tab.2	**5739 6 14**	Vite	Screw	2
20 -Tab.2	**1751 6**	Rondella	Washer	2
21 -Tab.2	**30100131**	Vite	Aluminium washer	2
22 -Tab.2	**5739 8 20**	Vite	Screw	2
23 -Tab.2	**30100092L**	Piattina	Lexan plate	1
24 -Tab.2	**301CE014**	Barra quadra	Square bar	1
25 -Tab.2	**301CE273**	Molla a torsione	Spring	1
26 -Tab.2	**5739 5 20**	Vite	Screw	1
27 -Tab.2	**5739 10 35**	Vite	Screw	1
28 -Tab.2	**5589 10**	Dado	Nut	1
29 -Tab.2	**221CE268**	Bussola fresata alluminio	Aluminium bushing D.35	1
30 -Tab.2	**3001006**	Cuscinetto 6000ZZ	Bearing 6000ZZ	1
31 -Tab.2	**6592 10 21**	Rondella	Washer	4
32 -Tab.2	**30100050**	Vite per carrello	Screw	1
33 -Tab.2	**30100013**	Barra tonda	Round bar	1
34 -Tab.2	**30100021**	Molla	Spring	1
35 -Tab.2	**2001004**	Boccola	Bushing 22 30	2
36 -Tab.2	**30100020**	Molla	Spring	1
37 -Tab.2	**30100099**	Vite oliatore	Oil screw	1
38 -Tab.2	**30100097**	Piastrina oliatore	Oil plate	1
39 -Tab.2	**30100096**	Rivetto oliatore	Rivet	1
40 -Tab.2	**5739 6 20/N**	Vite	Screw	1
41 -Tab.2	**301ACE012**	Carrello	Carriage	1
42 -Tab.2	**221CE269**	MOLLA 2x21.5x33	Spring	1
43 -Tab.2	**221CE270**	Bussola	Bushing D.29	1
44 -Tab.2	**6107 6 10/N**	Vite nylon	Nylon screw	1
45 -Tab.2	**743722**	Anello seeger	Circlip	1

Ref.	Code No.	Descrizione	Description	Q.tà
46 -Tab.2	**603 10 35/A2**	Vite	Screw	1
47 -Tab.2	**5589 10/A2**	Dado	Nut	1
48 -Tab.2	**5588 8**	Dado	Nut	1
49 -Tab.2	**371CE128**	Distanziale	Spacer	1
50 -Tab.2	**5931 6 20**	Vite	Screw	2
51 -Tab.2	**301ACE601**	Carrello assemblato	Carriage assembly	
52 -Tab.2	**221CE650**	Blocco CE assemblato	Block CE assembly	
53 -Tab.2	**30100901**	Pressamerce assemblato	Meat pusher assembly	
54 -Tab.2	**301CE900A**	Pressamerce con manopola rossa	Meat pusher with red handle	

Torna all'indice

Tab.3 – THICKNESS ADJUSTING/REGOLAZIONE SPESSORE

Exploded diagram – Esploso (Tab.3)

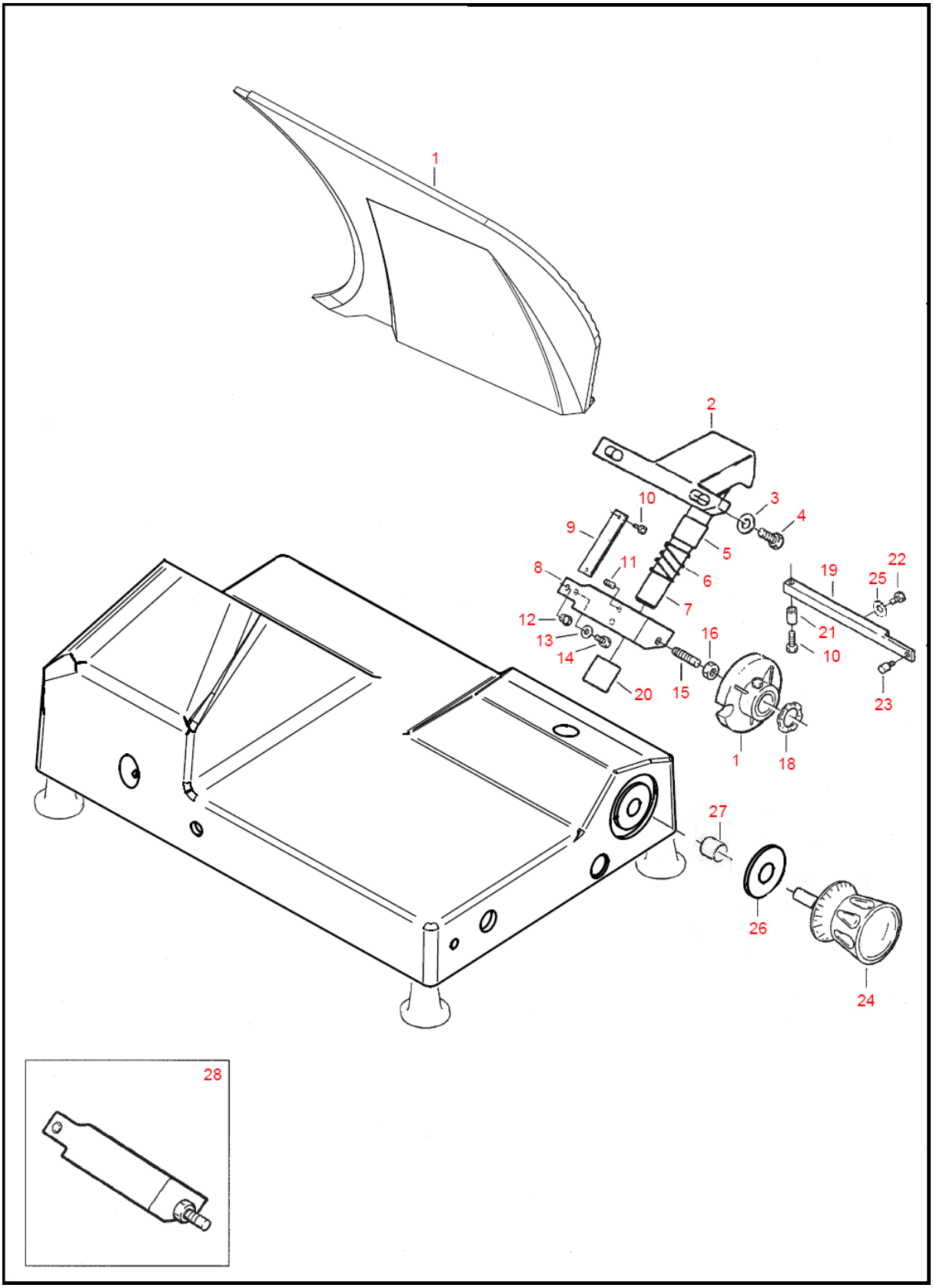

Torna all'indice

Part list – Elenco parti (Tab.3)

Ref.	Code No.	Descrizione	Description	Q.tà
1 -Tab.3	**301B00003**	Vela	Gauge plate	1
2 -Tab.3	**301A00004**	Supporto vela	Gauge plate support	1
3 -Tab.3	**22100006**	Rondella alluminio	Alluminium washer	2
4 -Tab.3	**5739 8 30/A2**	Vite	Screw	2
5 -Tab.3	**2001002**	Bussola	Bushing	1
6 -Tab.3	**30100024**	Molla	Spring	1
7 -Tab.3	**301A00023**	Perno supporto vela	Pin for gauge plate support	1
8 -Tab.3	**30100022**	Spostamento	Support	1
9 -Tab.3	**22100026**	Piastrina	Plate	1
10 -Tab.3	**5739 5 14**	Vite	Screw	3
11 -Tab.3	**5929 8 10**	Grano	Grub screw	2
12 -Tab.3	**22100030**	Tappino	Pin	1
13 -Tab.3	**5588 5**	Dado	Nut	1
14 -Tab.3	**5739 5 20/O**	Vite ottone	Brass screw	1
15 -Tab.3	**30100027**	Perno cam	Cam pin	1
16 -Tab.3	**5589 8**	Dado	Nut	1
17 -Tab.3	**301CE702**	Cam assemblata	Cam assembly	1
18 -Tab.3	**315VCE095**	Rondella	Washer	1
19 -Tab.3	**301CE254**	Piastrina	Plate	1
20 -Tab.3	**2001003**	Bussola 20 20	Bushing 20 20	1
21 -Tab.3	**301CE255**	Bussola	Bushing	1
22 -Tab.3	**5739 6 10/A2**	Vite	Screw	1
23 -Tab.3	**301CE277**	Spina	Pin	1
24 -Tab.3	**301A00035A**	Manopola numerata rossa	Red Graduated knob	1
25 -Tab.3	**6592 5 10**	Rondella	Washer	1
26 -Tab.3	**GR-35001027**	Rondella in delrin	Washer	1
27 -Tab.3	**2001015**	Bussola	Bushing	1
28 -Tab.3	**30100701**	Spostamento assemblato	Support assembly	

Torna all'indice

Tab.4 – SHARPENER/AFFILATOIO

Exploded diagram – Esploso (Tab.4)

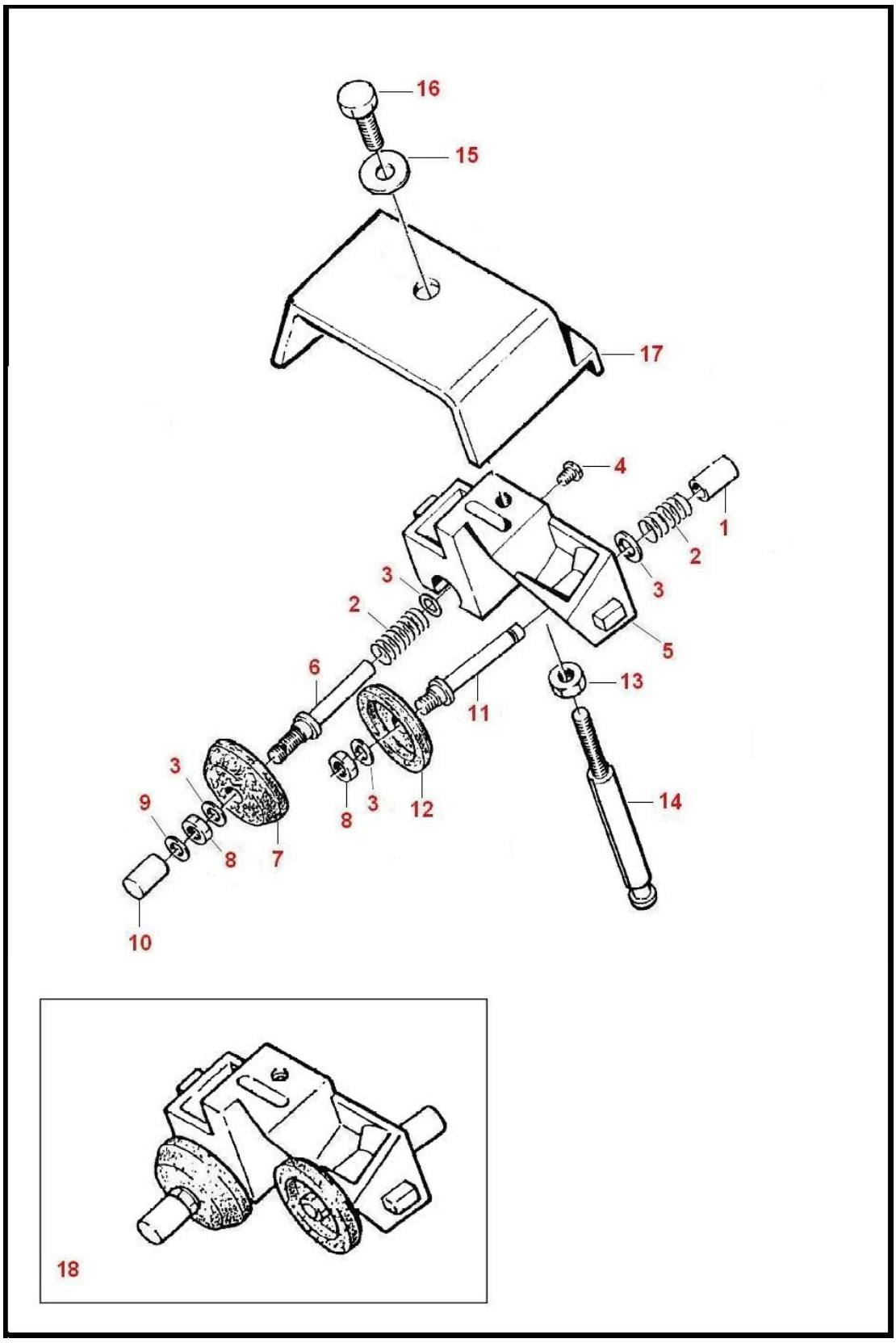

Torna all'indice

Part list – Elenco parti (Tab.4)

Ref.	*Code No.*	*Descrizione*	*Description*	*Q.tà*
1 - tab. 4	**221ACE116**	Pulsante affilatoio in plastica	Plastic push button	1
2 - tab. 4	**22100117**	Molla	Spring	2
3 - tab. 4	**221CE271IX**	Rondella	Washer	4
4 - tab. 4	**6109 4 8**	Vite	Screw	1
5 - tab. 4	**22100108**	Corpo affilatoio	Sharpener body	1
6 - tab. 4	**221A00110**	Perno affilatoio	Wheel shaft	1
7 - tab. 4	**22100112**	Mola	Grinding wheel	1
8 - tab. 4	**5589 6**	Dado	Nut	2
9 - tab. 4	**6592 5**	Rondella	Washer	1
10 - tab. 4	**221A00115**	Pulsante affilatoio in plastica	Plastic push button	1
11 - tab. 4	**221A00109**	Perno affilatoio	Wheel shaft	1
12 - tab. 4	**22100111**	Mola	Grinding wheel	1
13 - tab. 4	**5588 8**	Dado	Nut	1
14 - tab. 4	**30100104**	Perno affilatoio	Shaft for sharpener	1
15 - tab. 4	**6592 8 20**	Rondella	Washer	1
16 - tab. 4	**5739 8 20**	Vite	Screw	1
17 - tab. 4	**221ACE010A**	Capottina	Sharpener cover	1
18 - tab. 4	**221ACE803**	Affilatoio completo	Sharpener assembly	

Torna all'indice

Tab.5 – ELECTRICAL COMPONENTS/PARTI ELETTRICHE

Exploded diagram – Esploso (Tab.5)

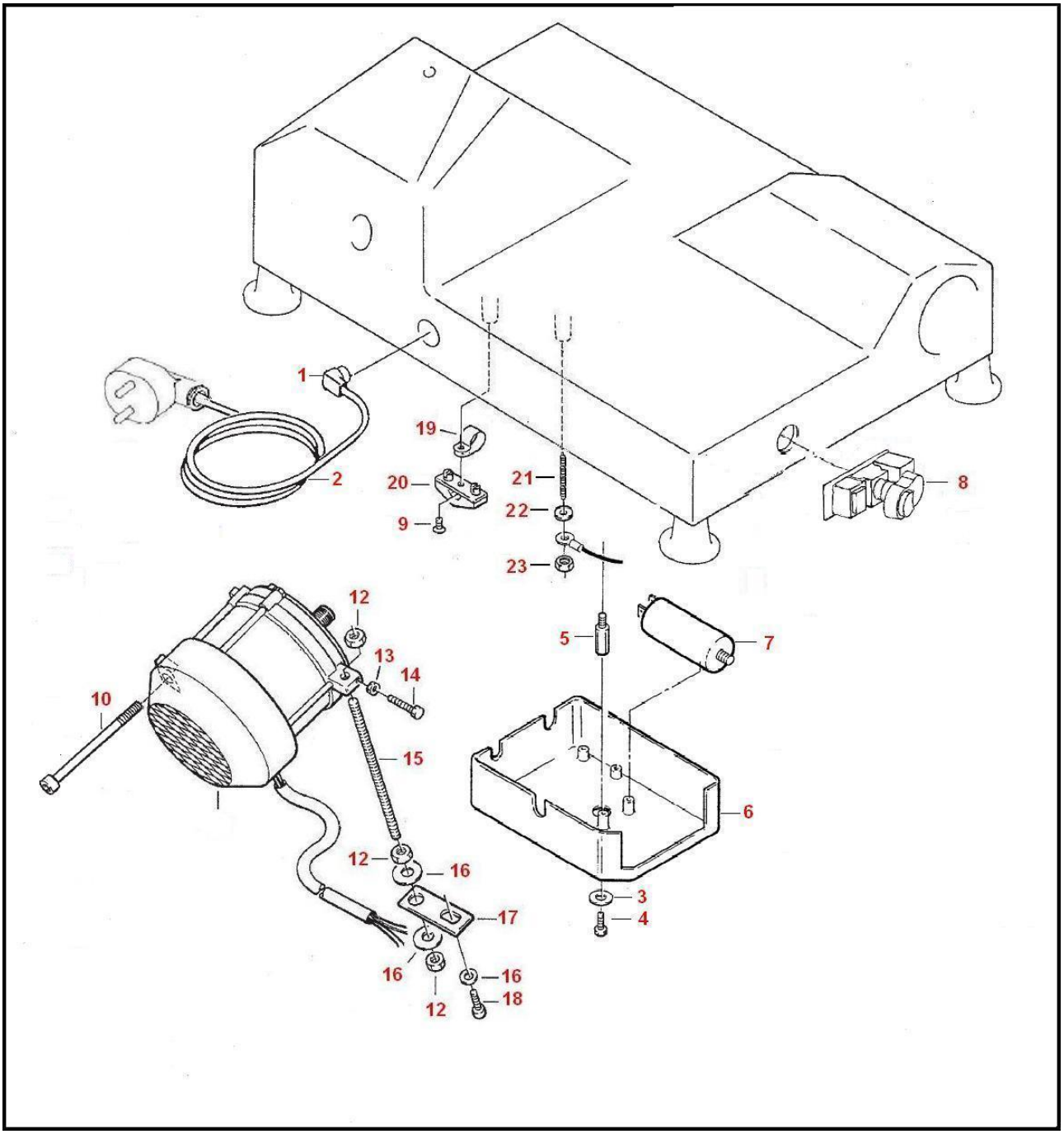

Torna all'indice

Part list – Elenco parti (Tab.5)

Ref.	Code No.	Descrizione	Description	Q.tà
1 -Tab.5	**6001001**	Fermacavo	Loocking plate	1
2 -Tab.5	**3004915**	Cavo+spina V.230	Cable+plug V.230	1
	3004914	Cavo+spina V.400	Cable+plug V.400	
3 -Tab.5	**6592 5 15**	Rondella	Washer	1
4 -Tab.5	**5739 5 12**	Vite	Screw	1
5 -Tab.5	**30100128**	Distanziale	Spacer for box protection	1
6 -Tab.5	**30100136**	Scatola	Box protection	1
7 -Tab.5	**3002003**	Condensatore (V.230)	Capacitor (for V.230)	1
8 -Tab.5	**251BCE901**	Scheda doppio interruttore V.230	Switch assembly V.230	1
-Tab.5	**251BCE901B**	Scheda doppio interruttore V.400	Switch assembly V.400	1
9 -Tab.5	**6954 4.7 12**	Vite	Screw	1
10 -Tab.5	**5931 8 110**	Vite	Screw	1
11 -Tab.5	**30100048**	Motore V.230	Motor V.230	1
	30100048B	Motore V.400	Motor V.400	
12 -Tab.5	**5589 8**	Dado	Nut	3
13 -Tab.5	**5588 5**	Dado	Nut	1
14 -Tab.5	**5739 5 25**	Vite	Screw	1
15 -Tab.5	**30100053**	Tirante motore	Tie rod motor	1
16 -Tab.5	**6592 8 24**	Rondella	Washer	3
17 -Tab.5	**22100055**	Piastrina motore	Plate	1
18 -Tab.5	**5931 8 14**	Vite	Screw	1
19 -Tab.5	**6001003**	Fissacavo	Locking plate	1
20 -Tab.5	**6001004**	Passacavo	Locking plate	1
21 -Tab.5	**355CE128**	Perno filettato	Threaded pin	1
22 -Tab.5	**6592 5/O**	Rondella	Washer	2
23 -Tab.5	**5588 5/O**	Dado	Nut	4

Torna all'indice